

2014-15 School Quality Snapshot / MS

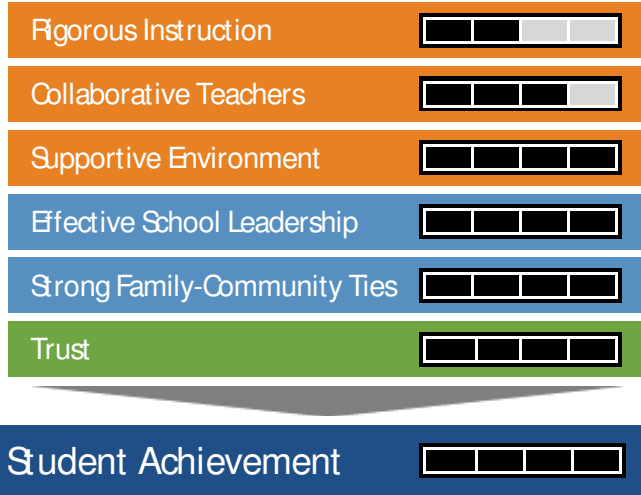
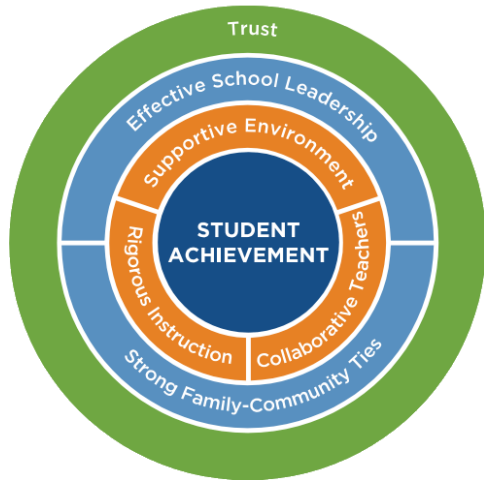
<http://kingscollegiate.uncommonschoools.org>

Kings Collegiate Charter School (84K608)



Framework for Great Schools

Research shows that schools strong in the six areas are far more likely to improve student learning.



School Overview

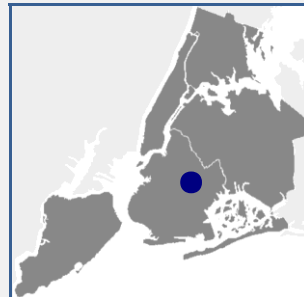
The mission of Kings Collegiate is to provide every student to enter, succeed in, and graduate from high school.

KEY:



General Information

Principal: Scott Schuster (Ms), Maya Roth-Bisign
 Grades served: 05,06,07,08,09,10,11,12
 Enrollment: 485
 Shared Space: Yes
 Admissions methods:



[1084 Lenox Road](#)
 Brooklyn, NY 11212
 718-342-6047

Student Demographics

Asian: 0% | Black: 96% | Hispanic: 3% | White: 0%
 English Language Learners: 1%
 Student with Special Needs: 11%

Staff Experience

Years of principal experience at this school: N/A
 % of teachers with 3 or more years of experience: N/A

Attendance

Student Attendance: 97% | Students Chronically Absent: 4%
 Teacher Attendance: N/A

Activities and Sports

56% of students feel that this school offers a wide variety of classes, and activities to keep them interested.

Extracurricular Activities

N/A

CHAMPS Sports

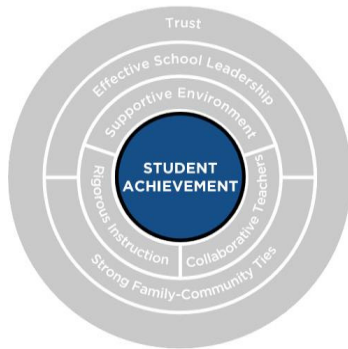
Boys: N/A

Girls: N/A

Co-Ed: N/A

2014-15 School Quality Snapshot / MS

Kings Collegiate Charter School (84K608)



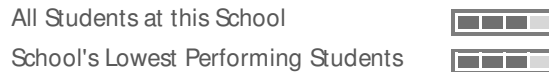
Student Achievement

This section presents information on this school's state test results, including how students performed in core courses, and how well students are prepared

Growth on State Tests

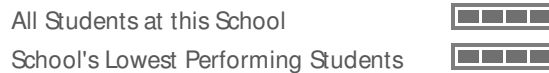
English

How well did this school help students improve on their State English tests?





Math

How well did this school help students improve on their State math tests?



Closing the Achievement Gap

How well did this school help different groups of students improve on their State English and math tests?

	English	Math
English Language Learners	N/A	N/A
Students with Special Needs	N/A	N/A
City's Lowest Performing Students		

Performance on State Tests

English

30%

met State standards on the State English test; the average score at this school was 2.7 out of 4.5

City: 30%
District: 24%
Comparison Group*: 25%

At this school, 30% of students starting point in 8th grade

English
Starting Point (5th grade level)

Level 3 or 4

Level 2

Level 1

Math
Starting Point (5th grade level)

Level 3 or 4

Level 2

Level 1

Math

52%

met State standards on the State math test; the average score at this school was 3.0 out of 4.5

City: 31%
District: 19%
Comparison Group*: 32%

Passing Courses

Core Courses

96%

pass rate by this school's students in their math, English, social studies, and science classes

City: 92%
District: 83%
Comparison Group*: 91%

Next Level Readiness

95%

of this school's former 8th graders earned enough high school credit in 9th grade to be on track for graduation

City: 87%
District: 85%
Comparison Group*: 92%

Which high schools did students from this school attend?

- 88% Kings Collegiate Charter School
- 1% Brooklyn Technical High School
- 1% Edward R. Murrow High School
- 1% John Dewey High School

KEY:

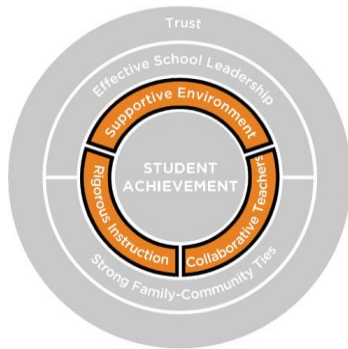


*Comparison Group is made up of students from other schools across the city who were the most similar to the school in terms of incoming test scores, disability status, economic need, and over-age status. Comparing the school's result to the comparison group provides insight on how well the school is helping its students in light of their starting points and the challenges that they face.

The section ratings are based on more information than what is included in this summary report. For more information, please see: <http://schools.nyc.gov>

2014-15 School Quality Snapshot / MS

Kings Collegiate Charter School (84K608)



¹ Quality Review

Charter schools do not receive Quality Reviews. They are monitored and evaluated by authorizers, who produce reports. The school's authorizer is State University of New York - Trustees. The authorizer's reports can be found on the authorizer's website:

<http://www.newyorkcharters.org/progress/school-performance-reports/>

² Survey Response Rates

Teachers: N/A
Parents: N/A
Students: N/A

KEY:



The section ratings are based on more information than what is included in this summary report. For more information, please see: <http://schools.nyc.gov>

Rigorous Instruction

Curriculum and instruction are designed to engage students, foster critical thinking skills, and...

Quality Review ¹

How interesting and challenging is the curriculum?

N/A

How effective is the teaching and learning?

N/A

How well does the school assess what students are learning?

N/A

Survey ²

84%

responded positively to questions about Rigorous Instruction

City: 87%
District: 86%

Selected Questions

89% of students responded positively to feedback

95% of students responded positively to their teachers

70% of teachers responded positively to other schools (City: 87%)

Collaborative Teachers

Teachers participate in opportunities to develop, grow, and contribute to the continuous improvement of the school.

Quality Review

How well do teachers work with each other?

N/A

Survey

89%

responded positively to questions about Collaborative Teachers

City: 88%
District: 85%

Selected Questions

88% of teachers responded positively to design

88% of teachers responded positively to work with their students

84% of teachers responded positively to that aspect

Supportive Environment

The school establishes a culture where students feel safe, challenged to grow, and supported.

Quality Review

How clearly are high expectations communicated to students and staff?

N/A

Survey

86%

responded positively to questions about Supportive Environment

City: 85%
District: 82%

Selected Questions

96% of students responded positively to bathroom (City: 85%)

81% of students responded positively to they are difficult

83% of students responded positively to useful and effective

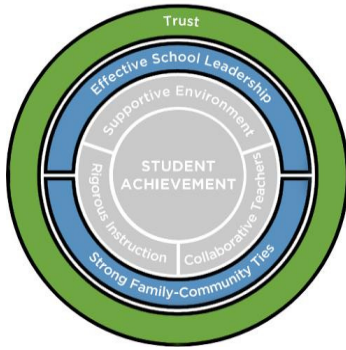
Less Restrictive Environment

Movement of students with special needs to less restrictive environments



2014-15 School Quality Snapshot / MS

Kings Collegiate Charter School (84K608)



Effective School Leadership



School leadership inspires the school community with a clear instructional vision and effectively distributes leadership to realize this vision.

Survey ²

89%

responded positively to questions about Effective School Leadership

City: 83%
District: 82%

Selected Questions

100% of teachers say that the principal communicates a clear vision for this school (City: 87%)

76% of teachers say that curriculum and instruction are well coordinated across different grade levels (City: 79%)

97% of parents feel that the principal works to create a sense of community in the school (City: 90%)

Strong Family-Community Ties



The school forms effective partnerships with families and outside organizations to improve the school.

Survey

85%

responded positively to questions about Strong Family-Community Ties

City: 79%
District: 79%

Selected Questions

95% of parents say that school staff regularly communicate with them about how the staff can help their children learn (City: 88%)

96% of parents feel that teachers try to understand families' problems and concerns (City: 90%)

88% of teachers say that teachers at this school work closely with families to meet students' needs (City: 94%)

Trust



Relationships between administrators, educators, students, and families are based on trust and respect.

Survey

94%

responded positively to questions about Trust

City: 90%
District: 86%

Selected Questions

100% of teachers say that they trust the principal (City: 84%)

72% of teachers say that they trust each other (City: 87%)

96% of parents say that school staff work hard to build trusting relationships with them (City: 90%)

89% of students say that teachers treat them with respect (City: 84%)

² Survey Response Rates

Teachers: N/A
Parents: N/A
Students: N/A

KEY:



For more information on this document:

[#http://schools.nyc.gov/NR/rdonlyres/F75142FB-AC20-46B0-BFF3-B6F3B05B88A3/0/3](http://schools.nyc.gov/NR/rdonlyres/F75142FB-AC20-46B0-BFF3-B6F3B05B88A3/0/3)

School Quality Guide: http://schools.nyc.gov/OA/SchoolReports/2014-15/School_Quality_Guide_2015_BMS_K608.pdf

Quality Review: <http://schools.nyc.gov/Accountability/tools/review/default.htm>

NYC School Survey: http://schools.nyc.gov/OA/SchoolReports//2014-15/Survey_2015_K608.pdf

NYC School Directory: http://schools.nyc.gov/NR/rdonlyres/8757069C-6424-4F4D-B7DF-FBAEFED6B809/0/2014_15Brooklyn.pdf